



Close this activity X
Second Level 2

Dangers of Fire


How long does it take for fire to spread? Write the amount of minutes you think it has taken for the fire to get to the stage it has in each picture.



minutes



minutes



minutes

Check Answers

◀ instructions
discussion ▶

This activity is designed to allow children to understand how dangerous fire is by learning how quickly fire can spread. Children will probably guess a high number of minutes for each picture while in fact it would only take a very small amount of time for the whole room to be set on fire.

Some questions for discussion are :

Did it surprise you how quickly the fire spread? Why?	It only took 3 minutes for the whole room to be completely filled with smoke and the room to be on fire. Therefore you must get out of the house quickly when you hear the smoke alarm go off and never attempt to put the fire out yourself.
What do you think the other dangers of this fire could be? If they are struggling you could ask What did you notice about the smoke?	The smoke It is very black and would be difficult to see through. It rises to the ceiling so it is safer to crawl on your hands and knees.
What do you think are the consequences of this type of fire?	It is downstairs and might block one of your escape routes. It is important to have a fire action plan you can learn more about this in the fire escape plan activity.
What do you think might of caused this fire?	A cigarette that wasn't put out properly. Cigarettes are one of the biggest cause of fire in the home in Scotland
How do you think you could eliminate this hazard?	Cigarettes should be stubbed out in a heat proof ashtray. After use the ashtray should be filled with water and left on the draining board until the morning when it can then be safely put into the bin.